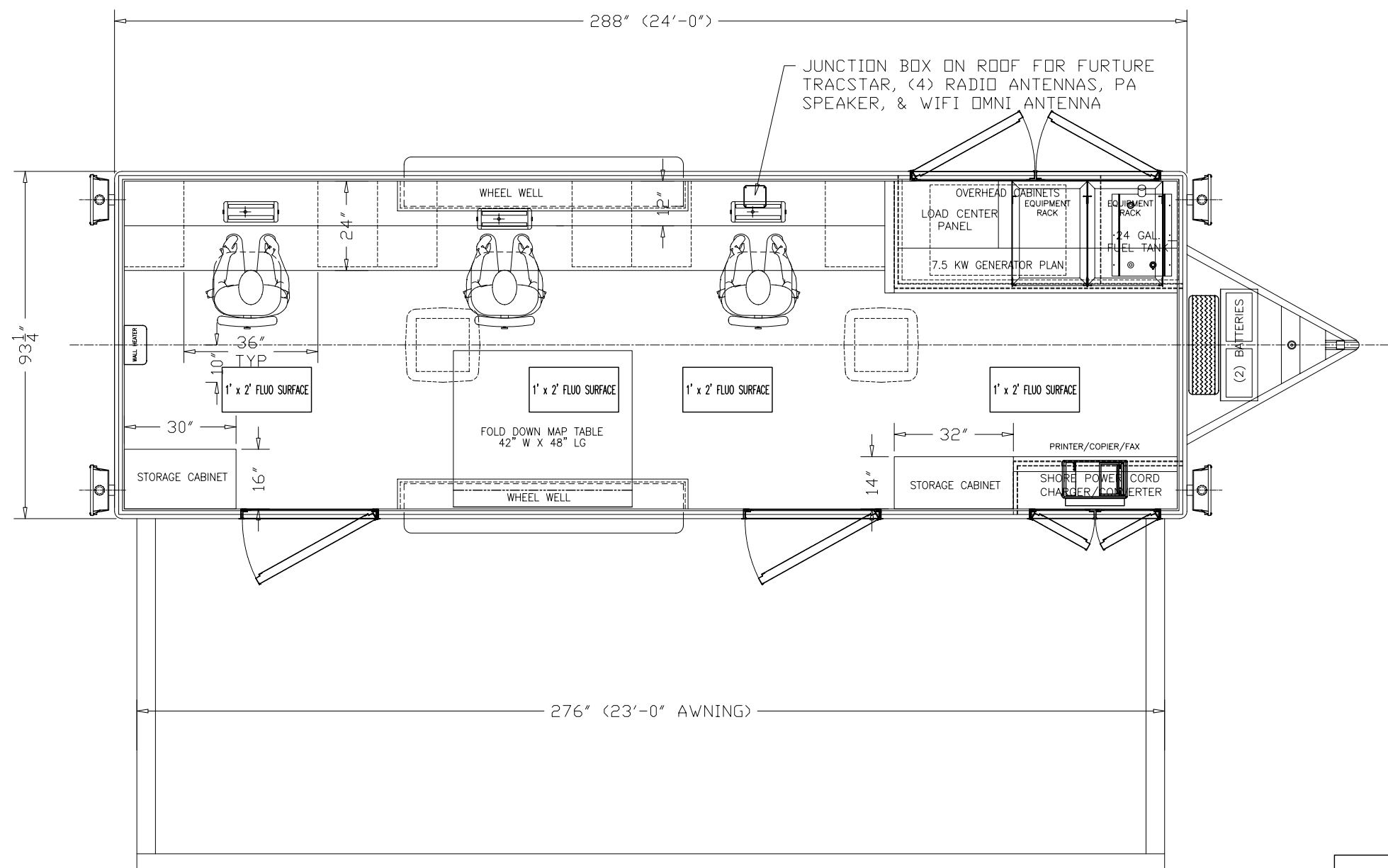
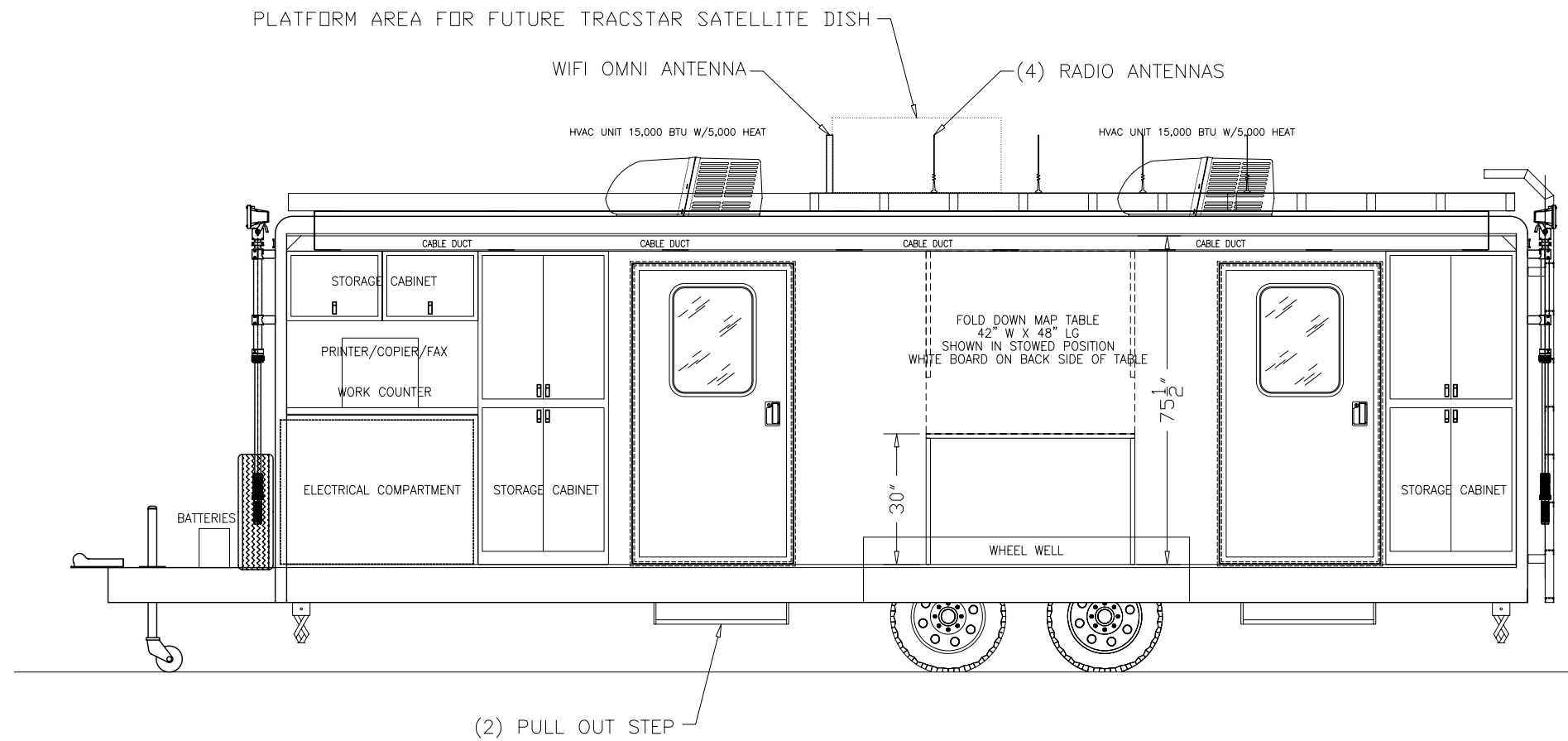


		REVISIONS		
ZONE	LTR	DESCRIPTION	DATE	APP'D
	2	REVISED AND REVISIONED	01/03/09	JDK



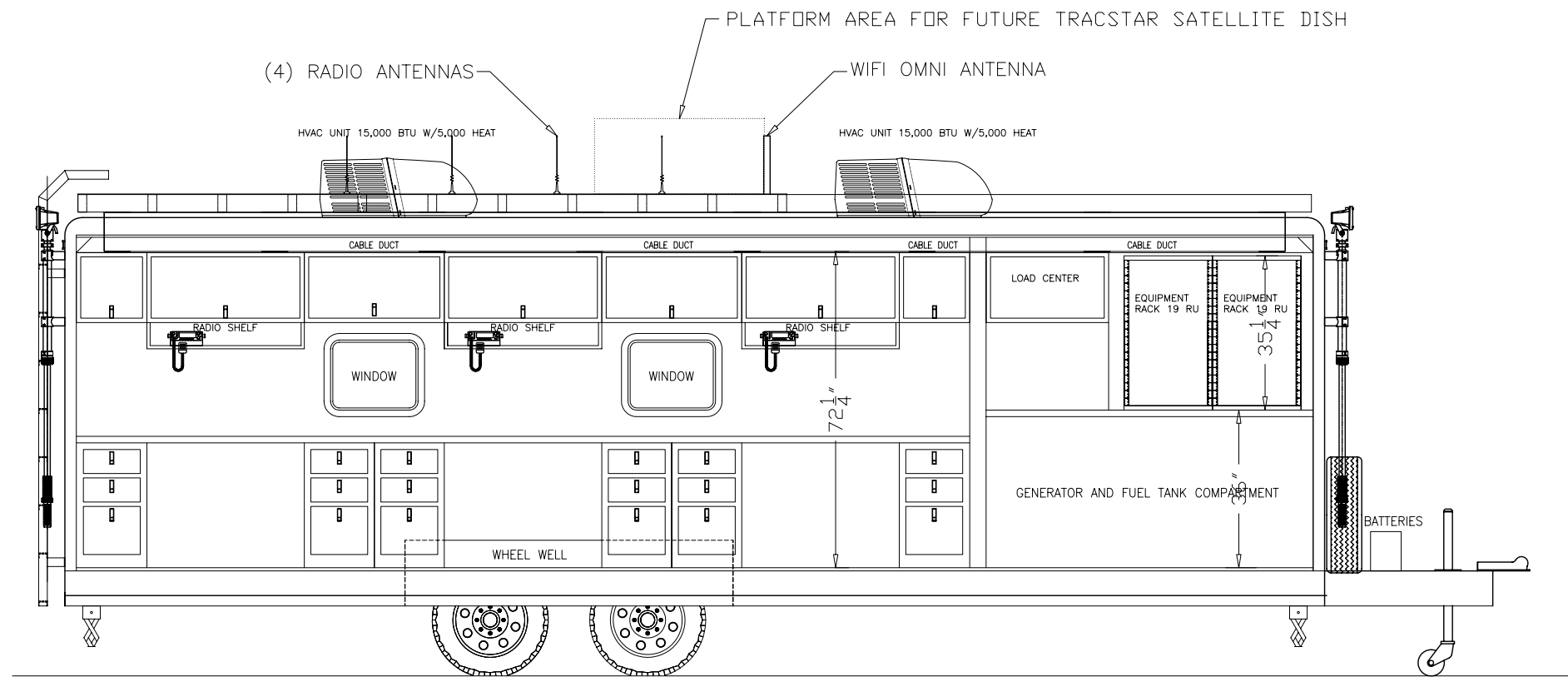
NOTICE TO PERSONS RECEIVING THIS DRAWING MBF INDUSTRIES, INC. THESE DRAWINGS AND/OR SPECIFICATIONS ARE THE PROPRIETARY PROPERTY AND TRADE SECRETS OF MBF, INC. AND ARE ISSUED IN STRICT CONFIDENCE. NO REPRODUCTION OR USE SHALL BE MADE WITHOUT PRIOR WRITTEN CONCENT FOR MBF INDUSTRIES, INC.		REVISION 2
MBF INDUSTRIES, INC. 210 TECH DRIVE SANFORD, FLORIDA 32771		DATE 11/20/08
INTERIOR PLAN LAYOUT FOR U.S. NAVY – KINGS BAY, GA		
DRW. JDK CHK. * APP. * APP.	1144 LAYOUT SCALE * SHEET 1 OF 4	

REVISIONS				
ZONE	LTR	DESCRIPTION	DATE	APP'D
	2	UPDATED AND REVISED	01/13/09	JDK



<p>NOTICE TO PERSONS RECEIVING THIS DRAWING MBF INDUSTRIES, INC. THESE DRAWINGS AND/OR SPECIFICATIONS ARE THE PROPRIETARY PROPERTY AND TRADE SECRETS OF MBF, INC. AND ARE ISSUED IN STRICT CONFIDENCE. NO REPRODUCTION OR USE SHALL BE MADE WITHOUT PRIOR WRITTEN CONCENT FOR MBF INDUSTRIES, INC.</p>		<p>REVISION</p> <p>2</p>
<p>MBF INDUSTRIES, INC. 210 TECH DRIVE SANFORD, FLORIDA 32771</p>		<p>DATE</p> <p>11/20/08</p>
<p>INTERIOR CURB SIDE LAYOUT FOR U.S. NAVY - KINGS BAY, GA</p>		
<p>DRW. JDK</p> <p>CHK. *</p> <p>APP. *</p> <p>APP.</p>	<p>1144 LAYOUT</p> <p>SCALE * SHEET 3 OF 4</p>	

REVISIONS				
ZONE	LTR	DESCRIPTION	DATE	APP'D
	2	UPDATED AND REVISED	01/13/09	JDK

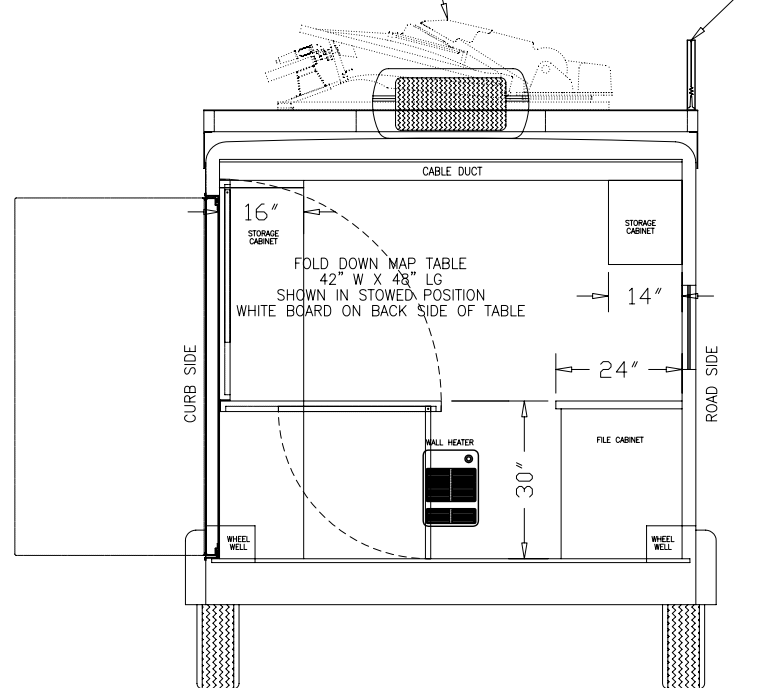


NOTICE TO PERSONS RECEIVING THIS DRAWING MBF INDUSTRIES, INC. THESE DRAWINGS AND/OR SPECIFICATIONS ARE THE PROPRIETARY PROPERTY AND TRADE SECRETS OF MBF, INC. AND ARE ISSUED IN STRICT CONFIDENCE. NO REPRODUCTION OR USE SHALL BE MADE WITHOUT PRIOR WRITTEN CONCENT FOR MBF INDUSTRIES, INC.		REVISION 2
MBF INDUSTRIES, INC. 210 TECH DRIVE SANFORD, FLORIDA 32771		DATE 11/20/08
INTERIOR ROAD SIDE LAYOUT FOR U.S. NAVY – KINGS BAY, GA		
DRW. JDK CHK. * APP. *	1144 LAYOUT	
APP.	SCALE *	SHEET 2 OF 4

REVISIONS				
ZONE	LTR	DESCRIPTION	DATE	APP'D
	2	UPDATED AND REVISED	01/13/09	JDK

FUTURE TRACSTAR SATELLITE DISH

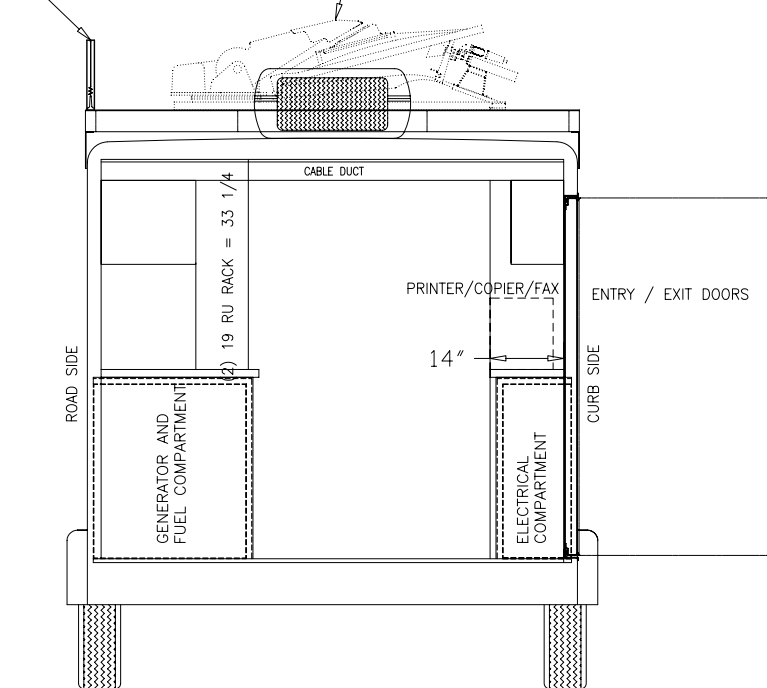
(4) RADIO ANTENNAS AND
WIFI OMNI ANTENNA



INTERIOR REAR WALL

(4) RADIO ANTENNAS AND
WIFI OMNI ANTENNA

FUTURE TRACSTAR SATELLITE DISH



INTERIOR FRONT WALL

<p>NOTICE TO PERSONS RECEIVING THIS DRAWING MBF INDUSTRIES, INC THESE DRAWINGS AND/OR SPECIFICATIONS ARE THE PROPRIETARY PROPERTY AND TRADE SECRETS OF MBF, INC. AND ARE ISSUED IN STRICT CONFIDENCE. NO REPRODUCTION OR USE SHALL BE MADE WITHOUT PRIOR WRITTEN CONCENT FOR MBF INDUSTRIES, INC.</p>		<p>REVISION</p> <p>2</p>
<p>MBF INDUSTRIES, INC. 210 TECH DRIVE SANFORD, FLORIDA 32771</p>		<p>DATE</p> <p>11/20/08</p>
<p>INTERIOR PLAN LAYOUT FOR U.S. NAVY - KINGS BAY, GA</p>		
<p>DRW. JDK CHK. * APP. *</p>	<p>1144 LAYOUT</p>	
<p>APP.</p>	<p>SCALE *</p>	<p>SHEET 4 OF 4</p>