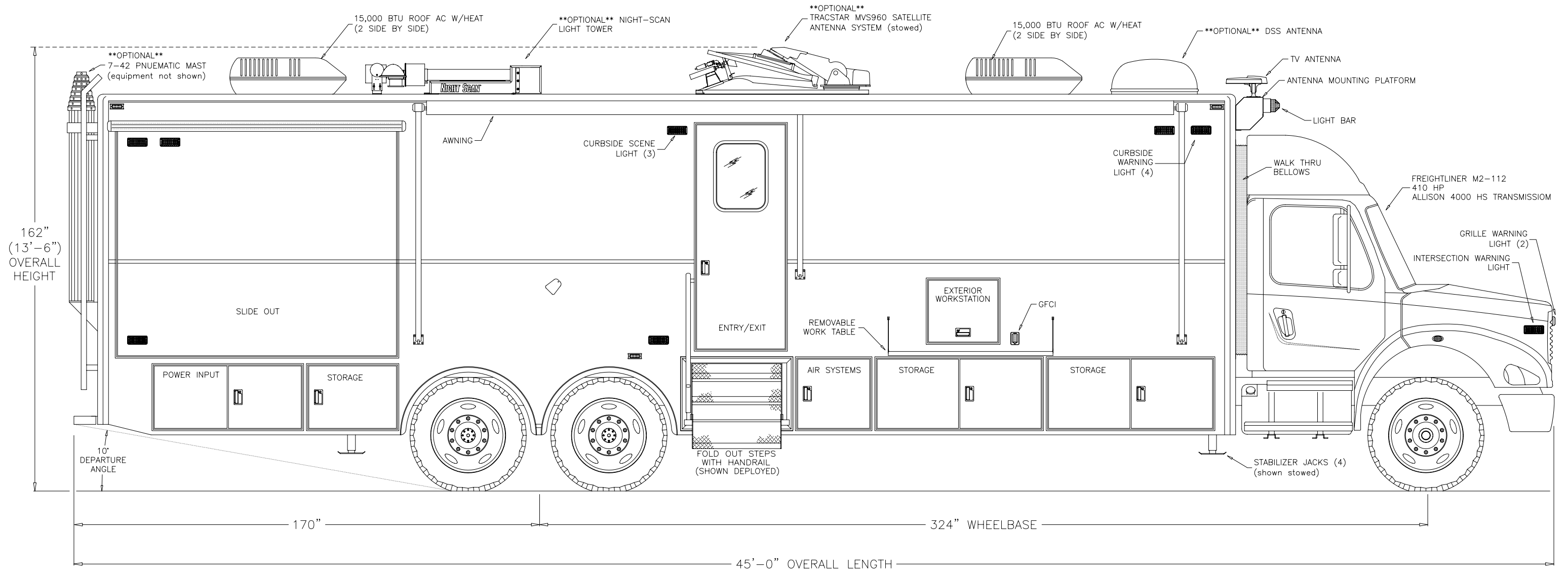


| REVISION | DATE    | BY  | DESCRIPTION                                     |
|----------|---------|-----|---|
| 1        | 6/16/06 | GAN | ADDED REMOVABLE CONERENCE TABLE IN FORWARD AREA |
| 2        |         |     | REMOVED (2) WORKSTATIONS                        |
| 3        |         |     | ADDED DIVIDERS BETWEEN WORKSTATIONS             |
| 4        |         |     | ADDED (1) OPTIONAL MONITOR AT EACH WORKSTATION  |
| 5        |         |     | ADDED FOLDING FLOOR SLIDE-OUT AT CURBSIDE REAR  |
| 6        |         |     | ADJUSTED STREETSIDE REAR SLIDE-OUT LENGTH       |
| 7        |         |     | MOVED CURBSIDE EXTERIOR WORKSTATION FORWARD     |



CUSTOMER APPROVAL

NAME: (print) \_\_\_\_\_  
SIGNATURE: \_\_\_\_\_  
TITLE: \_\_\_\_\_  
DATE: \_\_\_\_\_

STATUS

**PRELIMINARY SALES DRAWING**  
**ALL DIMENSIONS**  
**ARE APPROXIMATIONS**

**MBF Industries**

210 TECH DRIVE  
SANFORD, FLORIDA 32771

PHONE: 407-323-9414  
FAX: 407-330-2068

DRAWING NUMBER  
A-166-02

CHASSIS/BODY  
FRTLNR M2-112/MODULAR

TITLE  
LEE COUNTY SHERIFF'S OFFICE  
MOBILE COMMAND VEHICLE

TYPE  
PROPOSAL

DATE  
6/16/06

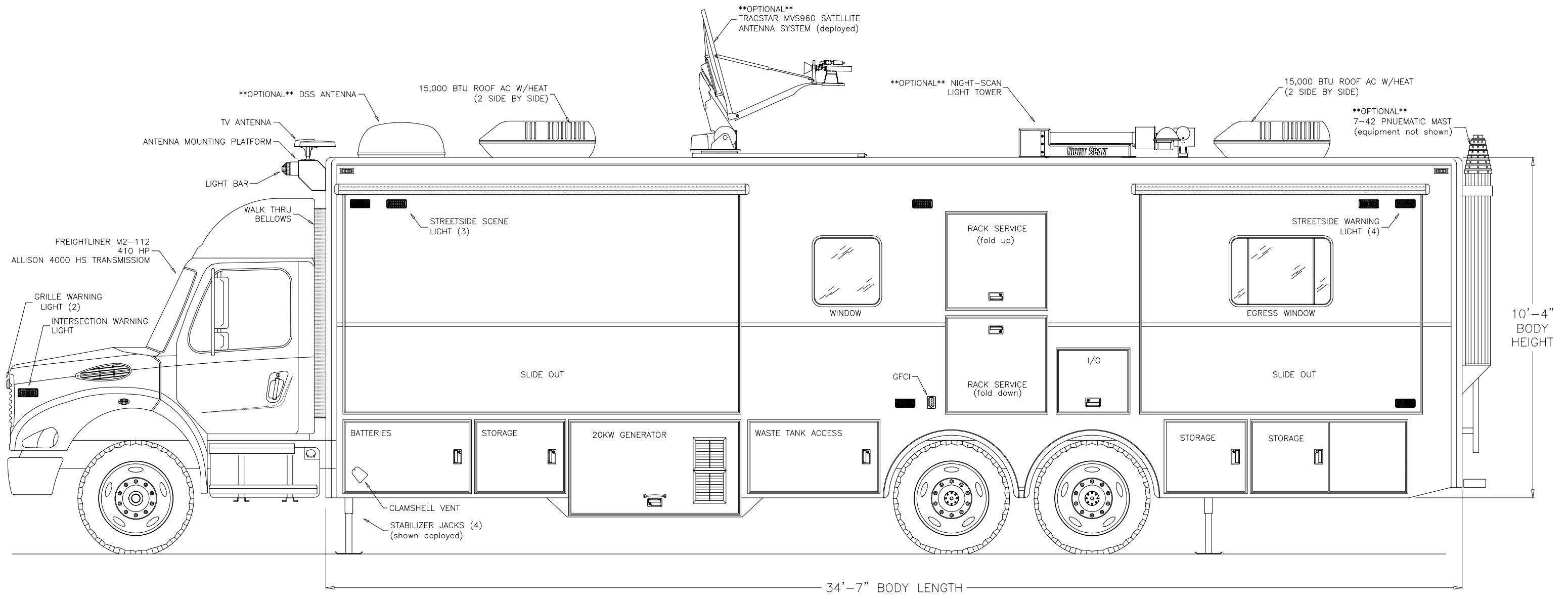
VIEW  
CURBSIDE ELEVATION

These drawings and/or specifications are the proprietary property and trade secrets of MBF Ind. and are issued in strict confidence. No reproduction or use shall be made without prior written consent of MBF Ind.

DRAWN BY  
GAN  
SHEET  
1 of 4

SCALE  
N/A  
SIZE  
B

| REVISION | DATE    | BY  | DESCRIPTION                                     |
|----------|---------|-----|---|
| 1        | 6/16/06 | GAN | ADDED REMOVABLE CONERENCE TABLE IN FORWARD AREA |
| 2        |         |     | REMOVED (2) WORKSTATIONS                        |
| 3        |         |     | ADDED DIVIDERS BETWEEN WORKSTATIONS             |
| 4        |         |     | ADDED (1) OPTIONAL MONITOR AT EACH WORKSTATION  |
| 5        |         |     | ADDED FOLDING FLOOR SLIDE-OUT AT CURBSIDE REAR  |
| 6        |         |     | ADJUSTED STREETSIDE REAR SLIDE-OUT LENGTH       |
| 7        |         |     | MOVED CURBSIDE EXTERIOR WORKSTATION FORWARD     |



**CUSTOMER APPROVAL**

NAME: (print) \_\_\_\_\_

SIGNATURE: \_\_\_\_\_

TITLE: \_\_\_\_\_

DATE: \_\_\_\_\_

**STATUS**

**PRELIMINARY SALES DRAWING**

**ALL DIMENSIONS**

**ARE APPROXIMATIONS**

**MBF Industries**

210 TECH DRIVE  
SANFORD, FLORIDA 32771

PHONE: 407-323-9414  
FAX: 407-330-2068

DRAWING NUMBER  
**A-166-02**

CHASSIS/BODY  
**FRTLNR M2-112/MODULAR**

TYPE  
**PROPOSAL**

DATE  
**6/16/06**

These drawings and/or specifications are the proprietary property and trade secrets of MBF Ind. and are issued in strict confidence. No reproduction or use shall be made without prior written consent of MBF Ind.

TITLE  
**LEE COUNTY SHERIFF'S OFFICE  
MOBILE COMMAND VEHICLE**

VIEW  
**STREETSIDE ELEVATION**

DRAWN BY  
**GAN**

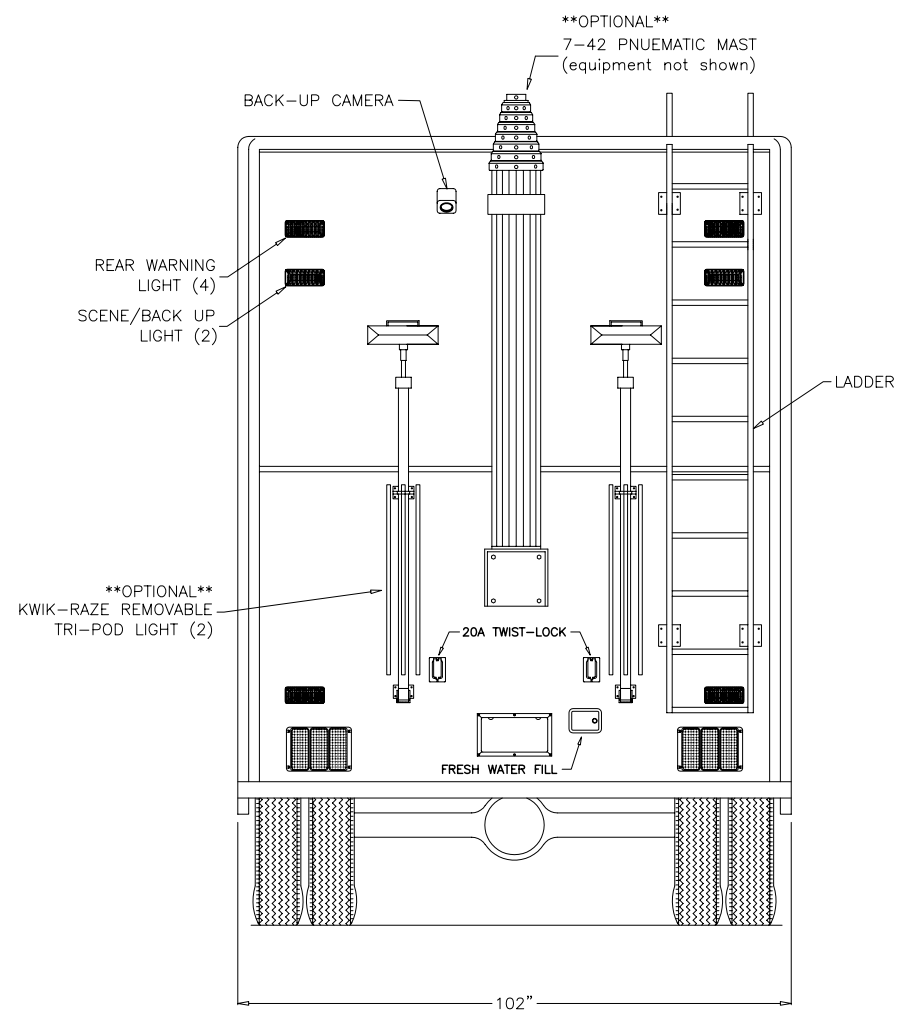
SHEET  
**2 of 4**

SCALE  
**N/A**

SIZE  
**B**

| REVISION | DATE    | BY  | DESCRIPTION                                     |
|----------|---------|-----|---|
| 1        | 6/16/06 | GAN | ADDED REMOVABLE CONERENCE TABLE IN FORWARD AREA |
| 2        |         |     | REMOVED (2) WORKSTATIONS                        |
| 3        |         |     | ADDED DIVIDERS BETWEEN WORKSTATIONS             |
| 4        |         |     | ADDED (1) OPTIONAL MONITOR AT EACH WORKSTATION  |
| 5        |         |     | ADDED FOLDING FLOOR SLIDE-OUT AT CURBSIDE REAR  |
| 6        |         |     | ADJUSTED STREETSIDE REAR SLIDE-OUT LENGTH       |
| 7        |         |     | MOVED CURBSIDE EXTERIOR WORKSTATION FORWARD     |

NOTE: ROOF EQUIPMENT NOT SHOWN IN THIS VIEW



CUSTOMER APPROVAL

NAME: (print) \_\_\_\_\_  
SIGNATURE: \_\_\_\_\_  
TITLE: \_\_\_\_\_  
DATE: \_\_\_\_\_

STATUS

**PRELIMINARY SALES DRAWING**  
**ALL DIMENSIONS**  
**ARE APPROXIMATIONS**

**MBF Industries**

210 TECH DRIVE  
SANFORD, FLORIDA 32771

PHONE: 407-323-9414  
FAX: 407-330-2068

DRAWING NUMBER  
A-166-02

CHASSIS/BODY  
FRTLNR M2-112/MODULAR

TITLE  
LEE COUNTY SHERIFF'S OFFICE  
MOBILE COMMAND VEHICLE

TYPE  
PROPOSAL

DATE  
6/16/06

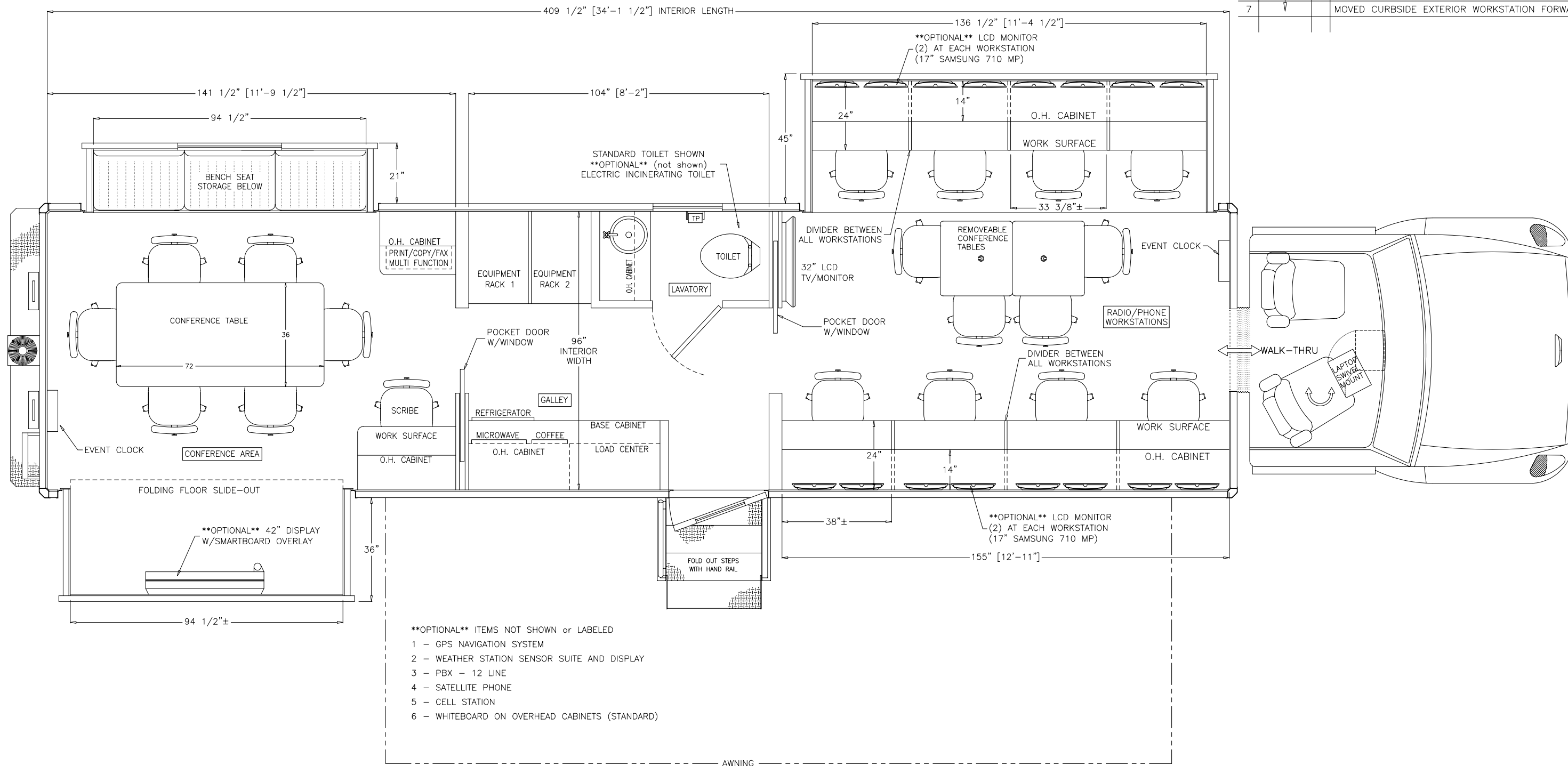
VIEW  
REAR ELEVATION

These drawings and/or specifications are the proprietary property and trade secrets of MBF Ind. and are issued in strict confidence. No reproduction or use shall be made without prior written consent of MBF Ind.

DRAWN BY  
GAN  
SHEET  
3 of 4

SCALE  
N/A  
SIZE  
B

| REVISION | DATE    | BY  | DESCRIPTION                                     |
|----------|---------|-----|---|
| 1        | 6/16/06 | GAN | ADDED REMOVABLE CONERENCE TABLE IN FORWARD AREA |
| 2        |         |     | REMOVED (2) WORKSTATIONS                        |
| 3        |         |     | ADDED DIVIDERS BETWEEN WORKSTATIONS             |
| 4        |         |     | ADDED (1) OPTIONAL MONITOR AT EACH WORKSTATION  |
| 5        |         |     | ADDED FOLDING FLOOR SLIDE-OUT AT CURBSIDE REAR  |
| 6        |         |     | ADJUSTED STREETSIDE REAR SLIDE-OUT LENGTH       |
| 7        |         |     | MOVED CURBSIDE EXTERIOR WORKSTATION FORWARD     |



- \*\*OPTIONAL\*\* ITEMS NOT SHOWN or LABELED**
- 1 - GPS NAVIGATION SYSTEM
  - 2 - WEATHER STATION SENSOR SUITE AND DISPLAY
  - 3 - PBX - 12 LINE
  - 4 - SATELLITE PHONE
  - 5 - CELL STATION
  - 6 - WHITEBOARD ON OVERHEAD CABINETS (STANDARD)

**CUSTOMER APPROVAL**

NAME: (print) \_\_\_\_\_  
SIGNATURE: \_\_\_\_\_  
TITLE: \_\_\_\_\_  
DATE: \_\_\_\_\_

**STATUS**

**PRELIMINARY SALES DRAWING**  
**ALL DIMENSIONS**  
**ARE APPROXIMATIONS**

**MBF Industries**

210 TECH DRIVE  
SANFORD, FLORIDA 32771

PHONE: 407-323-9414  
FAX: 407-330-2068

DRAWING NUMBER  
**A-166-02**

TYPE **PROPOSAL**

These drawings and/or specifications are the proprietary property and trade secrets of MBF Ind. and are issued in strict confidence. No reproduction or use shall be made without prior written consent of MBF Ind.

CHASSIS/BODY  
**FRTLNR M2-112/MODULAR**

DATE **6/16/06**

TITLE **LEE COUNTY SHERIFF'S OFFICE**  
**MOBILE COMMAND VEHICLE**

VIEW **PLAN VIEW**

DRAWN BY **GAN**  
SHEET **4 of 4**

SCALE **N/A** SIZE **B**